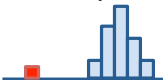



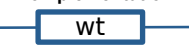
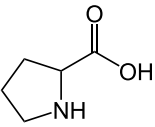


**a**

		TIMMDC1	MGST1	CLPP	ALDH18A1	MCOLN1	Candidates per sample
<b>Detected by</b>	Aberrant expression 	✓	✓	-	✓	⋯	1± 1
	Aberrant splicing 	✓	-	✓	-	⋯	5± 3
	Mono-allelic expression 	-	-	-	✓	⋯	6± 3
<b>Validated by</b>	Proteomics/Western blot  m/z	✓	✓	✓	✓	-	
	Complementation 	✓	-	-	-	-	
	Supplementation 	-	-	-	✓	-	
	Disease associated variant detected	✓	-	✓	✓	✓	

**b**